
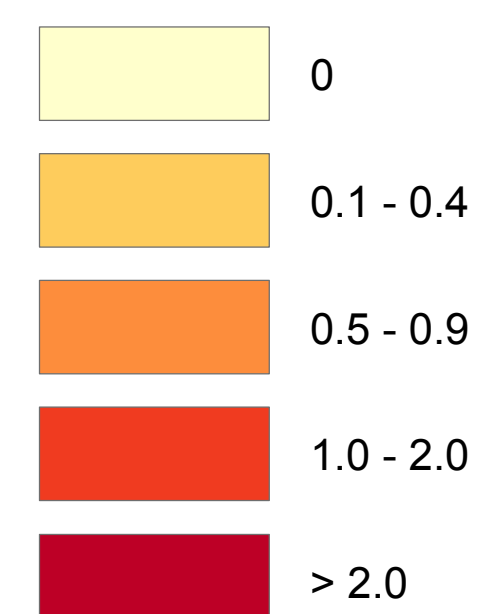


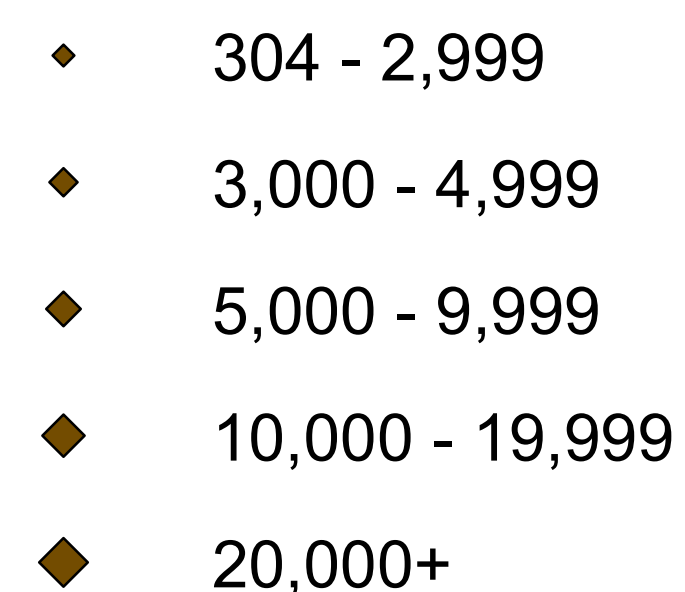
Rate of people living with chronic hepatitis C by census tract, Connecticut, 2007 - 2010



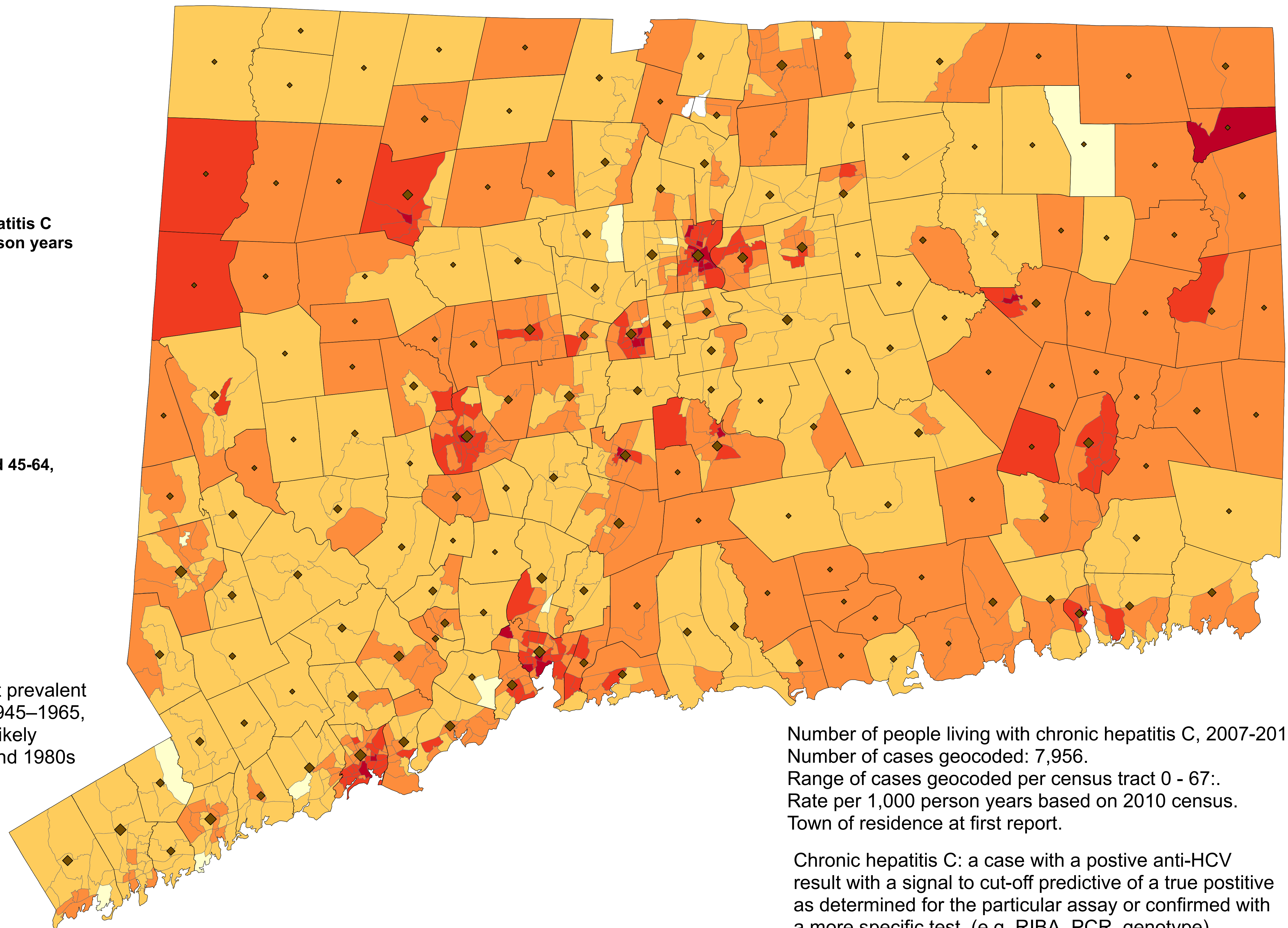
**Rate of people living with hepatitis C
by census tract per 1,000 person years**



**Total population per town aged 45-64,
2010 Census**



Hepatitis C infection is most prevalent
among those born during 1945–1965,
the majority of whom were likely
infected during the 1970s and 1980s
when rates were highest



Number of people living with chronic hepatitis C, 2007-2010: 8,673.
Number of cases geocoded: 7,956.
Range of cases geocoded per census tract 0 - 67:.
Rate per 1,000 person years based on 2010 census.
Town of residence at first report.

Chronic hepatitis C: a case with a positive anti-HCV
result with a signal to cut-off predictive of a true positive
as determined for the particular assay or confirmed with
a more specific test (e.g. RIBA, PCR, genotype).
Some people included in the chronic data may have a positive
antibody test but no longer carry the virus due to a resolved infection
and/or treatment (approximately 15%).

