F.HW.A. REGION NO.	STATE	TOWN	FED. AID PROJ. NO.	PROJ. NO.	YEAR	ROUTE NO.	SHEET NO.	TOTAL SHEETS
1	CONN.							

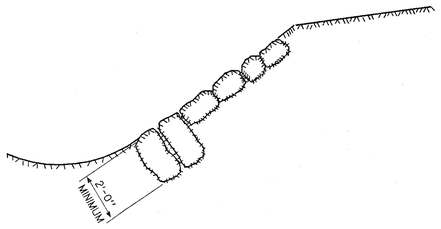

SLOPE PAVING

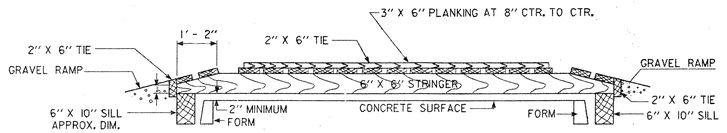

LONGITUDINAL SECTION

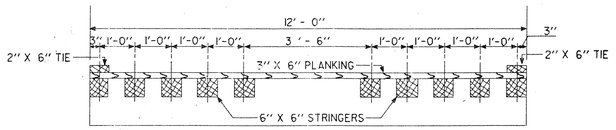

3" X 6" PLANKS SPIKED TOGETHER MAY BE USED AS STRINGERS

CROSS SECTION

SERVICE BRIDGES

LUMBER DIMENSIONS ARE COMMERCIAL SIZES

MANUAL REVISIONS TO THIS DOCUMENT ARE PROHIBITED. ALL REVISIONS MUST BE PERFORMED ON Cadd File: OSA2(200,200)941A.DGN

CONNECTICUT D.O.T. OFFICE OF ENGINEERING COMPUTER AIDED DESIGN

STANDARD SHEET
CONN. DEPT. OF TRANSPORTATION

SERVICE BRIDGES
SLOPE PAVING

REVISIONS		
NO.	DATE	DESCRIPTION

Designed by: R. F. FELIX Date: 4-6-61
Drafted by: A. BOGAT Date: 6-26-89
Reviewed by: T. McMAHON Date: 6-26-89
Approval Rec: Joseph J. O'Brien Date: JUNE 1990
Approved: [signature] Date: 7-90
F.Hw.A. Approval: [signature] Date: 12/3/90

Scale: NOT TO SCALE

STANDARD NUMBER
941-A