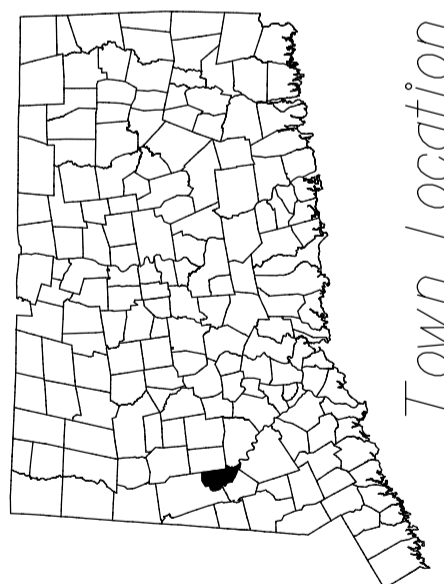
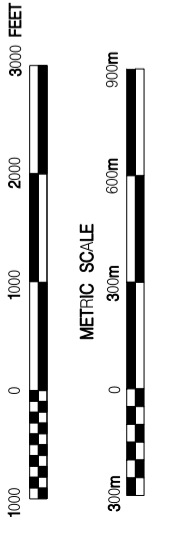

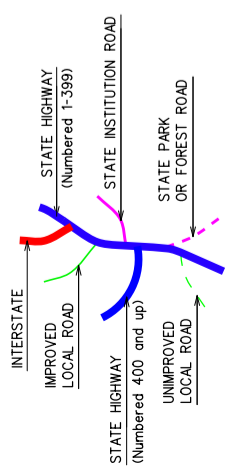


This map developed for internal use only. It should not be referenced or used for any legal or official purposes.



Town Location



# BRIDGEWATER

CONNECTICUT  
 PREPARED BY THE  
 CONNECTICUT DEPARTMENT OF TRANSPORTATION  
 IN COOPERATION WITH THE  
 U.S. DEPARTMENT OF TRANSPORTATION  
 FEDERAL HIGHWAY ADMINISTRATION

ACCEPTED AS OF DEC. 31, 2008