

Commercial Fishery Possession and Landing Limits

Effective: March 22 – April 1, 2016

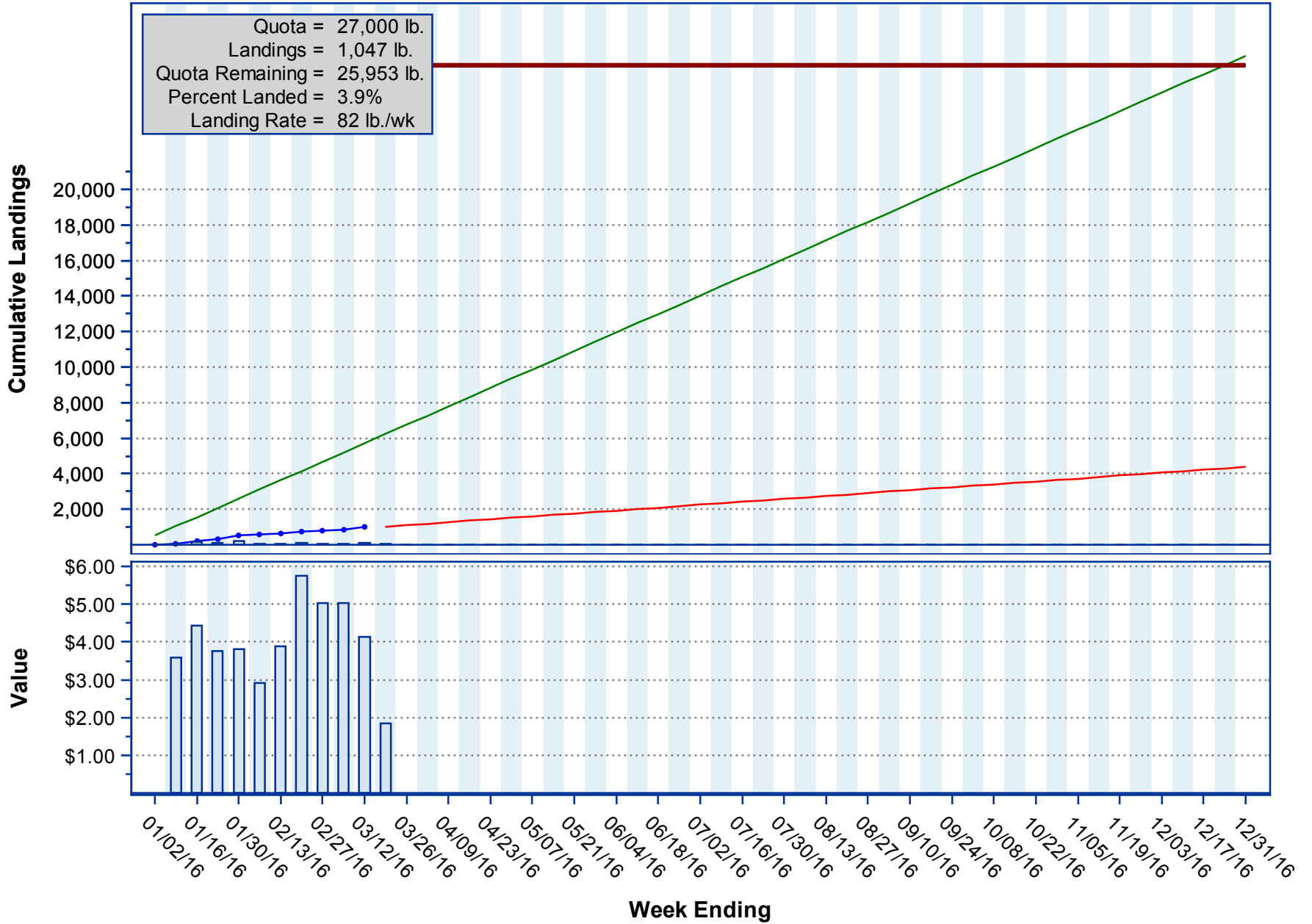
Species	Status	Limit	Comments
American Lobster	OPEN		Lobster Pot Allocation required to take lobsters by pot. During the Closed Season: Sep 8 – Nov 28, both dates inclusive, possession of lobster taken from Long Island Sound (LMA 6) is prohibited. Beginning November 15 gear may be redeployed, however traps may not be baited until November 22. Lobsters may be possessed and landed beginning November 29.
American shad	CLOSED		Open: April 15 – June 15, except weekends. American Shad may be taken in the Connecticut River only. Maximum gillnet soak time = 4 hours
Atlantic menhaden	OPEN	6,000 lb.	Vessels may land over trip limit provided a quota transfer from another state is arranged in advance of landing.
Black Sea Bass	OPEN	10 fish¹	¹ Black Sea Bass License Endorsement required to take sea bass - INCLUDING from lobster traps. See page 4 for quota status.
Bluefish	OPEN	1,000 lb.	See page 5 for quota status.
Horseshoe crab	CLOSED	25/500 crabs¹	¹ Horseshoe Crab License Endorsement required. ASMFC allocation to CT: 48,689 crabs. Open: May 22 – July 7, except weekends. Possession limit 25 crabs by otter trawl, 500 by hand.
Jonah crab	OPEN	Lobster Pot: No Limit. Other Gear: 200 crabs per day / 500 per trip.	The NEW ASMFC Fishery Management Plan for Jonah crab is effective January 1, 2016.
Scup	OPEN	50,000 lb. for all gear types.^{1,2}	¹ NO Scup License Endorsement is required to land scup from November 1 – April 30. ² Scup License Endorsement required May 1 – Oct 31, EXCEPT: (A) Under a Restricted Commercial Fishing License: 60 fish limit. (B) In the Lobster Pot Fishery, when in possession of lobsters: 10 fish. See Page 6 for summer period quota status.
Spiny dogfish	OPEN	5,000 lb.	ASMFC allocation to New England region: ...
Smooth dogfish	OPEN	No limit.	By fisherman agreement first dorsal fin must remain attached to the carcass as required by ASMFC FMP.
Summer flounder	OPEN	500 lb. per week. Call-in required². Effective 3/27/2016 TL = 50 pounds.	¹ License Endorsement required. ² Prior to departure and again before offloading call EnCon Police at 860-424-3503 24/7 and provide vessel name, captain's name, departure date, return date, port of landing and prior to offloading, the hail weight of fluke onboard. See page 7 for quota status.
Winter flounder	CLOSED	50 lbs. or 38 fish.	State waters closed to harvest March 1 through April 14. Federally permitted vessels are permitted to land the higher federal limits of fish taken from federal waters. Minimum Size: 12 inches.
Weakfish	OPEN	100 lbs.	Minimum size: 16 inches.
Tautog	CLOSED	10 fish¹ / 4 fish².	¹ When fishing under a Limited Access Commercial Fishing License. ² When fishing under a Restricted Commercial Fishing License. Open seasons are: April 1-30, July 1-Aug 31, Oct 8 - Dec 24. Minimum size: 16 inches.

SEE NEXT PAGE FOR Principal State Quota Managed Species – 2016 Adjustments.

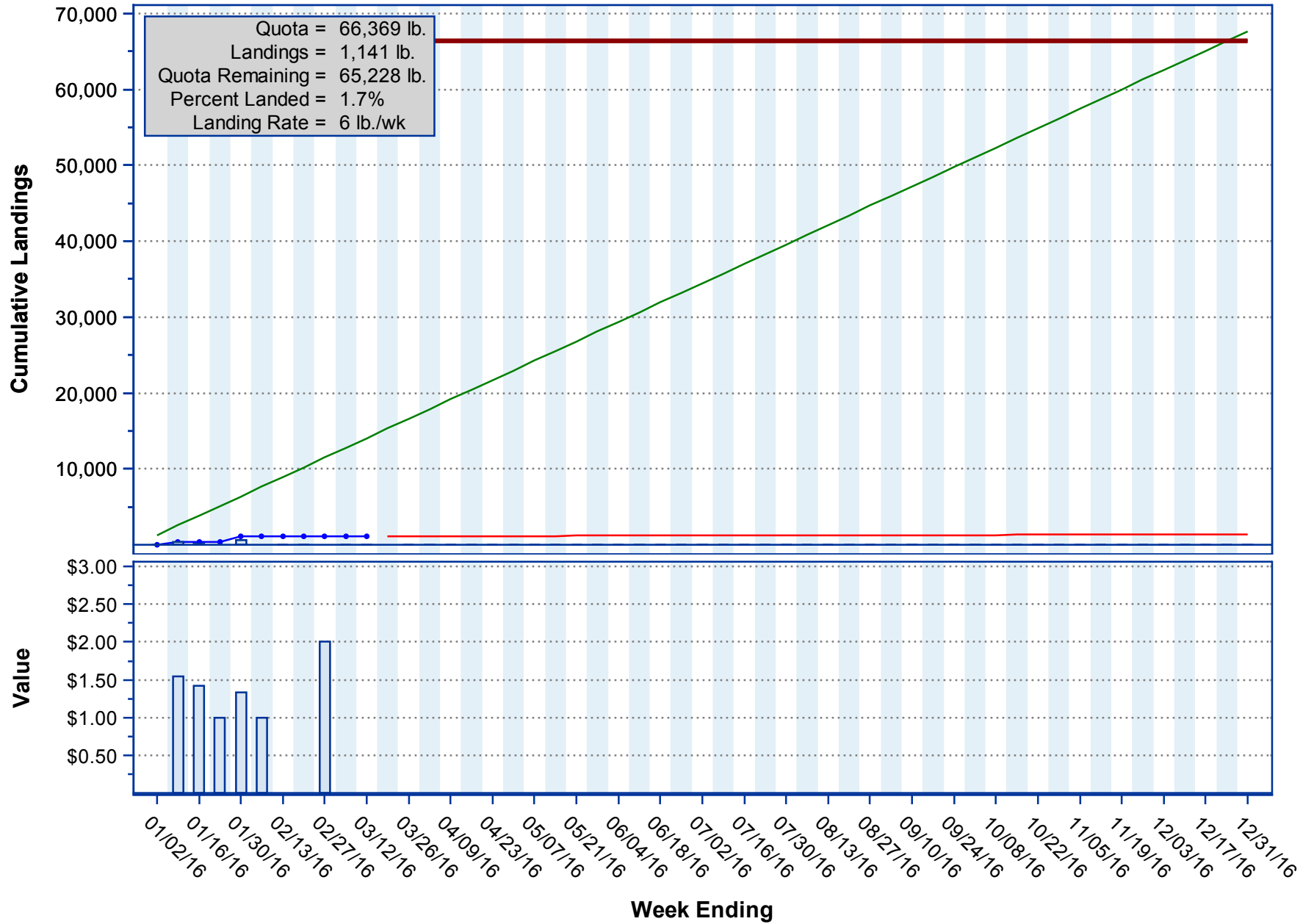
Principal State Quota Managed Species – 2016 Adjustments.

	Summer Flounder	Scup	Black Sea Bass	Bluefish
	<p>Minimum Size: 14”</p> <p>2016 quota = 183,366 lbs. From GARFO notice issued 12/24/2015.</p> <p>CT share=2.25708% of coast-wide annual quota.</p>	<p>Minimum Size: 9”</p> <p>2016 summer period quota = 251,418 lbs. Calculated from GARFO notice issued 12/24/2015.</p> <p>CT share=3.1537% of summer period coast-wide quota.</p>	<p>Minimum Size: 11”</p> <p>2016 quota = 27,000lbs. Calculated from GARFO notice issued 12/24/2015</p> <p>CT share= 1% of coast-wide annual quota</p>	<p>Minimum Size: 9”</p>
March 27	50 lb.	50,000 lb.	10 fish	1,000 lb.
February 7	500 lb./week	50,000 lb.	10 fish	1,000 lb.
January 1	750 lb. / week.	50,000 lb.	10 fish.	1,000 lb.
PLANNED Winter 1 Period Jan 1 –Apr 30	750 lbs. per week - Call-in/Call-out required. Adjust limit to land not more than 33% of the annual quota by Apr 30.	50,000 lbs. Follows federal Winter 1 (Jan 1 – Apr 30) guidelines.	10 fish. Require Black Sea Bass License Endorsement for all gears including lobster pots. Remain open at 10 fish until 100% of the quota is harvested.	1,000 lbs. Adjust limit to land not more than 33% of the annual quota by Apr 30.
PLANNED Summer Period May 1 – Oct 31	<p>100 lbs. all gears.</p> <p>Adjusted periodically to maintain consistent weekly landings rate, prevent in-season closure and land at least 50% of the annual quota during the six month summer period.</p> <p>Emphasis on maintaining a 100 pound possession limit throughout the summer.</p> <p>Target landing approximately 2% of annual quota/wk. (8.33%/month).</p> <p>Leave ~10% for Nov 1- Dec 31 (winter 2).</p>	<p>1,500 lbs. For Scup License Endorsement Holders,</p> <p>60 fish without Endorsement and fishing under a Restricted Commercial Fishing License.</p> <p>Adjusted periodically to maintain consistent weekly landings rate, prevent in-season closure and take 100% of the summer period quota by October 31.</p>		<p>1,000 lbs. all gears.</p> <p>Adjusted periodically to prevent in-season closure, but avoid excessive trip limits that change the character of the fishery.</p> <p>Target landing approximately 2+% of the annual quota/wk. (8.33+%/month).</p>

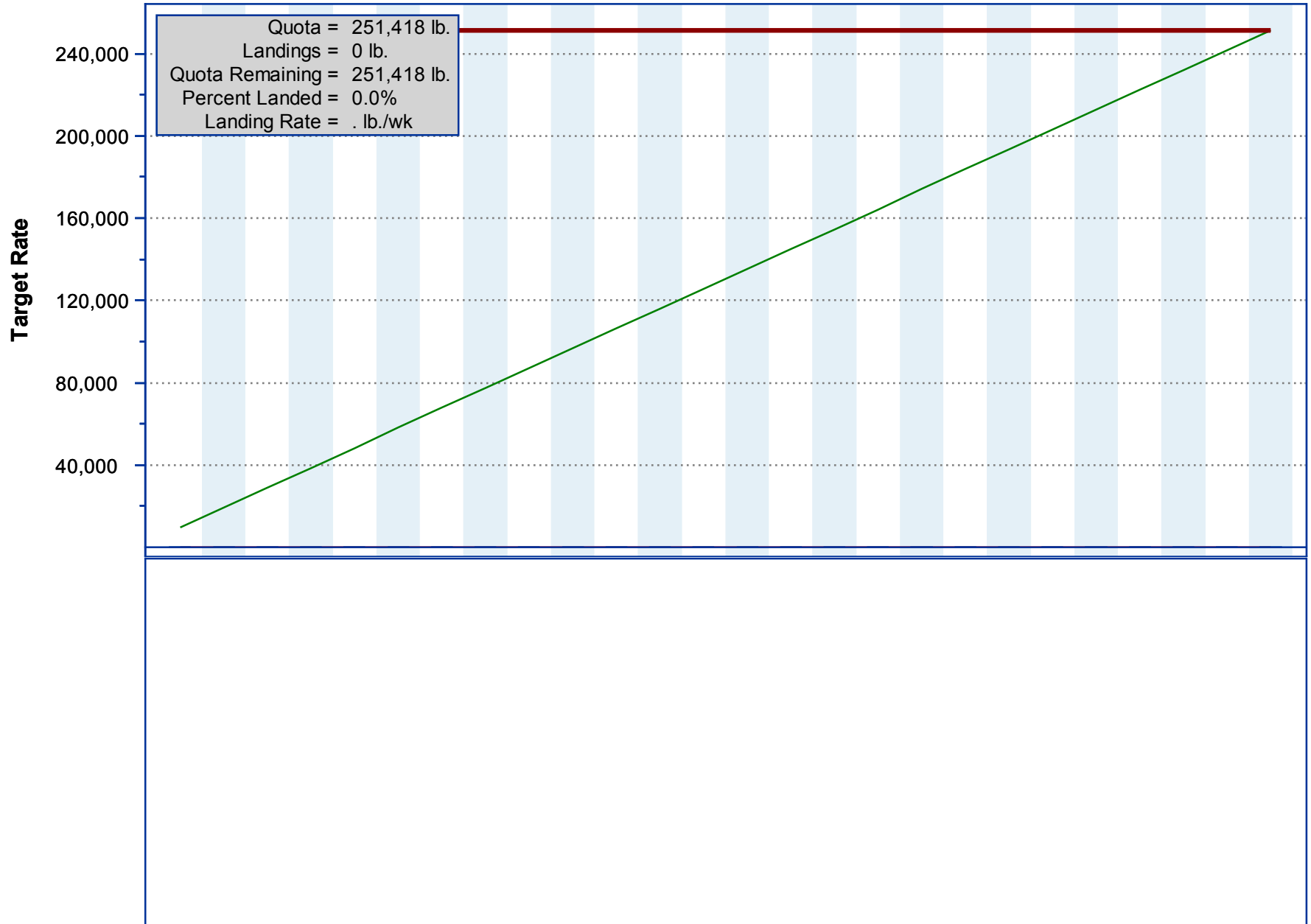
2016 Weekly Black Sea Bass Landings for Quota Monitoring



2016 Weekly Bluefish Landings for Quota Monitoring



2016 Weekly Scup Landings for Quota Monitoring



2016 Weekly Summer Flounder Landings for Quota Monitoring

